

NORTHLAND PRIMARY SCHOOL

Firm Foundations, Future Learnings

15, Yishun Avenue 4, Singapore 769026
Tel 6759 8884 • Fax: 67559196 • Email: northland_ps@moe.edu.sg
Website: www.northlandpri.moe.edu.sg

25 July 2018

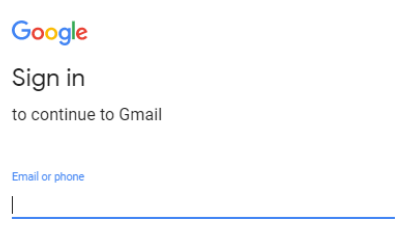
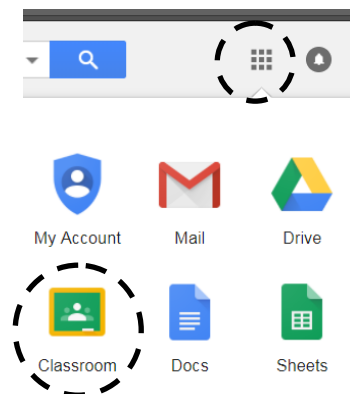
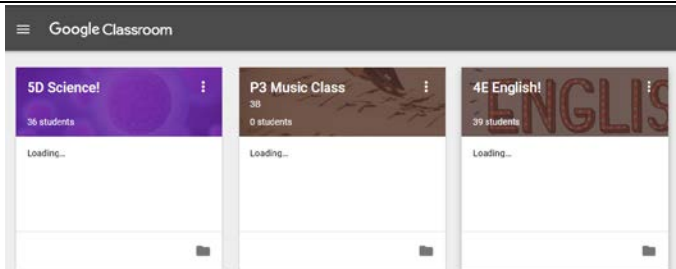
Letter to Parents: 90/2018 [P6 students only]

Through: The Principal

Dear Parents,

As part of the e-learning day taking place this **Friday, 27 July 2018**, Primary 6 students are highly encouraged to access **Google Classroom using Google Chrome** after the completion of their **PSLE Prelims Oral examinations** to complete their online assignments. Your child would have been briefed by his/her subject teachers regarding this. A sample of the login instructions and a list of frequently asked questions (FAQs) are listed below.

Instructions to log into Google Classroom:

1) Using Chrome browser, go to www.gmail.com	
2) Log in using school-based @nps.edu.sg account log in credentials found on page 45 of student handbook. Click Next to key in the password.	
3) Click on the 9 dots on the top right hand corner, then select Classroom.	
4) Click on the respective classrooms to access the materials for the respective subjects. Alternatively, they can sign in directly to Google Classroom at https://classroom.google.com/	

School Mission
To build a firm foundation in each child, enabling him to grow, serve and excel

School Motto
Steadfast and Honest

School Values
Compassion, Excellence, Integrity, Teamwork and Lifelong Learning

Frequently Asked Questions (FAQs)

Q) What is my child's login detail?

A) Your child's login details can be found on page 45 of his/ her student handbook. Generally it is name.name.name@nps.edu.sg.

Q) Will the assignments be graded?

A) No. The assignments are solely to facilitate self-directed learning.

Q) When can my child access the assignments?

A) The assignments will be accessible from Friday, 27 July 2018. Students are encouraged to start and complete their assignments as soon as possible.

Q) My child needs to key in special Mother Tongue characters in the e-learning assignments. How to go about keying the answers in MT characters?

A) This function could be needed at Upper Levels. Install the additional language bar to facilitate the character input.

The installation steps are:

Go to Control Panel ->Language and Region ->Keyboard and languages -> Change keyboards -> Add -> Choose respective Mother Tongue language -> Click OK

To use the special characters, students are to click on "EN" found at the bottom right hand corner to change to the MT language.

Q) I am a working parent, and can only allow my child to complete the assignments after work. Therefore my child is unable to follow the suggested timeline to complete the assignments. What should I do?

A) Your child can complete the assignments when you are home from work since the assignments are accessible online. But we strongly encourage your child to complete the assignment during your absence as all students have been briefed how to log in to the google classroom(s).

Q) My child will be with NASCANS in the day. How can he/ she complete the assignments?

A) We will arrange for NASCANS students to go into school's computer labs to complete the assignments

For more queries, do get in touch with your child's subject teacher/s or email me at shahrul_fadly_abd_rahman@moe.edu.sg for further clarifications.

Thank you.

With regards,

Mr Shahrul Fadly
P6 Year Head